

# SPaG Planning Overview

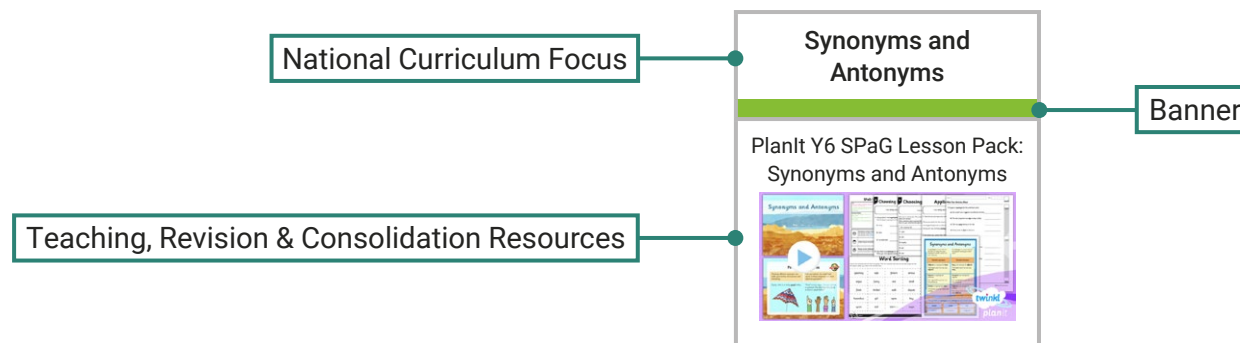
Year 6







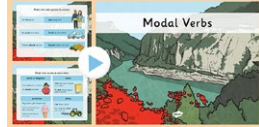









The aim of this overview is to support teachers using Twinkl's English resources to show the most coherent and progressive sequence to teach each area of SPaG. This overview aims to cover all of the objectives from the [National Curriculum 2014](#), including the statutory terminology for each year group listed in [Appendix 2: Vocabulary, Grammar and Punctuation](#).






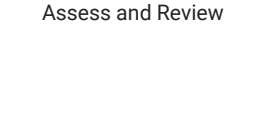







Text under the <b>green</b> banner shows the essential areas to be taught taken from the Year 5 and 6 National Curriculum and the Vocabulary, Grammar and Punctuation objectives and Year 6 Appendix 2.	Noun Phrases
Text under the <b>orange</b> banner is to allow for retrieval practice opportunities, some of the specified resources may link to the NC aims from previous school years and will require students to recall previously learnt knowledge in order to increase the likelihood of the information being transferred into their long-term memories.	Pronouns & Possessive Pronouns















**Teaching, Revision & Consolidation Resources** - a selection of comprehensive teaching resources that may include teaching PowerPoint presentations, display posters, activity sheets, practical activities and/or games. Within this section, any PlanIt resources will appear at the top of the list and will also include full lesson plans.




<b>Assess and Review</b> - The <b>blue</b> banner section at the end of the term is time for the teacher to assess where their children are at with their learning and review any areas that children need extra time or support in.	Assess and Review
--	-------------------






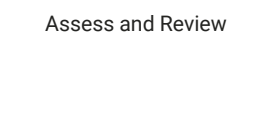







Autumn 1						
	Week 1	Week 2	Week 3	Week 4	Week 5	Week 6
National Curriculum Focus	Noun Phrases	Modal Verbs and Subjunctive Mood	Suffixes - Nouns and Adjectives to Verbs	Relative Clauses	Commas	Assess and Review
Teaching, Revision & Consolidation Resources	<p>Identifying an Expanded noun phrase in a sentence SPaG Grammar PowerPoint Quiz</p>  <p>Constructing an Expanded Noun Phrase Word Mat</p>  <p>Expanded Noun Phrases Activity Sheets</p>  <p>KS2 SPaG Knowledge Organiser: Expanded Noun Phrases</p> 	<p>What is the Subjunctive Form? PowerPoint</p>  <p>Modal Verbs Display Poster</p>  <p>Model Verbs KS2 PowerPoint</p>  <p>Using Modal Verbs PowerPoint</p> 	<p>Y5 and Y6: Making a Verb by Adding the Suffix -ate, -ise or -ify SPaG PowerPoint Quiz</p>  <p>Prefix and Suffix Display Posters</p>  <p>KS2 -ate, -ise, -ify and -en Suffix Bingo Game</p> 	<p>Year 5 and 6: Relative Clauses and Relative Pronouns Activity Worksheets</p>  <p>Relative Pronouns Display Poster</p>  <p>Relative and Embedded Clauses - What's the Difference?</p> 	<p>KS2 Using Commas PowerPoint</p>  <p>Commas Punctuation Poster</p> 	<p>Assess and Review</p> <p>Assess and Review</p>














Autumn 2						
	Week 1	Week 2	Week 3	Week 4	Week 5	Week 6
National Curriculum Focus	Pronouns & Possessive Pronouns	Adverbs to Show Frequency	Prefixes	Colons in Lists	Subordinating Conjunctions and Clauses	Assess and Review
Teaching, Revision & Consolidation Resources	Pronouns and Possessive Pronouns Warm-Up PowerPoint 	Adverbs of Frequency Ordering Worksheet 	KS2 Creating Verbs Using the Prefixes dis-, de-, mis-, over- and re- Warm-Up PowerPoint 	Year 6 Using Colons, Semi-Colons & Dashes to Mark Independent Clauses Warm-Up PowerPoint 	I SAW A WABUB Display Poster 	Assess and Review 
	Year 6 Grammar Revision Guide and Quick Quiz Pronouns 	Adverbs of Frequency SPaG Grammar PowerPoint Quiz 	Match the Prefixes and Root Words Differentiated Worksheet Pack 	Using a Colon to Introduce a List SPaG Lesson Teaching Pack Warm-Up PowerPoint 	Subordinating Conjunctions KS2: What Is a Subordinating Conjunction? Jigsaw Worksheet 	
			Prefixes Worksheet 		Main and Subordinate Clause - Worksheet 	



















Spring 1						
	Week 1	Week 2	Week 3	Week 4	Week 5	Week 6
National Curriculum Focus	Synonyms and Antonyms	Adverbs to Show Possibility	Root Words	Hyphens	Coordinating Conjunctions	Assess and Review
Teaching, Revision & Consolidation Resources	<p>Plantl Y6 SPaG Lesson Pack: Synonyms and Antonyms</p> 	<p>Year 5 Adverbs of Possibility Warm-Up PowerPoint</p> 	<p>Prefix, Suffix and Root Word Sorting Activity</p> 	<p>Plantl Y6 SPaG Lesson Pack: Hyphens</p> 	<p>Coordinating Conjunctions FANBOYS Activity Sheets</p> 	<p>Assess and Review</p>
	<p>Plantl Y6 Term 1A W1: Ambitious Synonyms for Adjectives Spelling Pack</p> 	<p>Differentiated Adverbs of Possibility Finish the Sentences Worksheet Pack</p> 		<p>Year 6 Using Hyphens Warm-Up PowerPoint</p> 	<p>Coordinating Conjunctions PowerPoint Game</p> 	
	<p>Plantl Y6 Term 3B W1-6: Synonyms and Antonyms Spelling Packs</p> 	<p>Year 5 / Year 6 SPaG Adverbs and Modal Verbs for Cohesion Word Mat</p> 		<p>Hyphens Punctuation Poster</p> 	<p>Year 6 Grammar Revision Guide and Quick Quiz Coordinating and Subordinating Conjunctions</p> 	
	<p>Synonym and Antonym Activity Word Match Worksheet</p> 					

Spring 1						
	Week 1	Week 2	Week 3	Week 4	Week 5	Week 6
Teaching, Revision & Consolidation Resources	<p>Year 6 Synonyms and Antonyms Warm-Up PowerPoint</p> 					
	<p>Synonyms Thesaurus Wheel Word Grid</p> 					
	<p>Synonyms and Antonyms Worksheet</p> 					



Spring 2						
	Week 1	Week 2	Week 3	Week 4	Week 5	Week 6
National Curriculum Focus	Subject and Object	Ambiguity	Hyphenated Compound Words	Bullet Points	Perfect Form of Verbs to Mark Relationships of Time and Cause	Assess and Review
Teaching, Revision & Consolidation Resources	Identifying the Subject and Object of a Sentence Lesson Teaching Pack 	UKS2 Using Hyphens to Avoid Ambiguity Lesson Ideas and Resource Pack 	Year 6 Using Hyphens Warm-Up PowerPoint 	UKS2 Punctuate Bullet Points Teaching Ideas and Resource Pack 	Use the Perfect Form of Verbs to Mark Relationships of Time and Cause Lesson Ideas 	Assess and Review 
	Year 6 Subjects and Objects in Sentences Warm-Up PowerPoint 		Helpful Hyphens Differentiated Worksheet Pack 	Bullet Points Punctuation A4 Display Poster 		
	Subjects and Objects In a Sentence Poster 			UKS2 Punctuate Bullet Points Consistently Display Pack 		



Summer 1						
	Week 1	Week 2	Week 3	Week 4	Week 5	Week 6
National Curriculum Focus	Direct and Reported Speech	Active and Passive	Semi-colons, Colons and Dashes to Mark Clauses	Formal and Informal Speech and Vocabulary	Layout Devices	Assess and Review
Teaching, Revision & Consolidation Resources	<p>KS2 Direct and Indirect Speech PowerPoint</p> 	<p>PlanIt Y6 SPaG Lesson Pack: Using the Passive</p> 	<p>PlanIt Y6 SPaG Lesson Pack: Semi-colons, Colons and Dashes</p> 	<p>PlanIt Y6 SPaG Lesson Pack: Formal and Informal Speech and Vocabulary</p> 	<p>PlanIt Y6 SPaG Lesson Pack: Layout Devices</p> 	<p>Assess and Review</p>
	<p>The Differences Between Direct and Indirect Speech Differentiated Activity Sheets</p> 	<p>Active and Passive Voice KS2 - PowerPoint</p> 		<p>KS2 Formal and Informal Language PowerPoint</p> 	<p>KS2 Non-Chronological Report Writing Guides and Activity Sheets</p> 	
		<p>KS2 Active and Passive Voice Lesson Teaching Pack</p> 		<p>Formal and Informal Speech Differentiated Worksheet Pack</p> 	<p>Features of a Non-Chronological Report Checklist</p> 	
		<p>Year 6 Using the Passive Voice Word Mat</p> 				

Summer 2						
	Week 1	Week 2	Week 3	Week 4	Week 5	Week 6
National Curriculum Focus	Verb Tenses	Editing and Evaluating	Parenthesis - Brackets, Commas and Dashes	Formal and Informal Writing	Cohesion Across Paragraphs	Assess and Review
Teaching, Revision & Consolidation Resources	<p>Verb Tenses Timeline Display Pack</p> 	<p>Year 6 Edit and Improve with Mr Whoops: Character Description Resource Pack</p> 	<p>KS2 Parenthesis Warm-Up PowerPoint</p> 	<p>PlanIt Y6 SPaG Lesson Pack: Formal and Informal Writing</p> 	<p>PlanIt Y6 SPaG Lesson Pack: Cohesion Across Paragraphs</p> 	<p>Assess and Review</p>
	<p>Year 6 SPaG Retrieval Working Memory Challenge Grid: Verb Forms &amp; Tenses</p> 	<p>Year 6 Writing Checklist</p> 	<p>Parenthesis Activity Worksheet Pack</p> 	<p>KS2 Formal Letter Examples Resource Pack</p> 	<p>Year 5/ Year 6 SPaG Adverbials for Cohesion Word Mat</p> 	
	<p>KS2 Different Tenses Warm-Up PowerPoint</p> 	<p>Year 6 Writer's Toolkit</p> 	<p>Using Dashes for Parenthesis SPaG Punctuation PowerPoint Quiz</p> 	<p>KS2 Speak Like an Expert Challenge Card: Standard English and Formality</p> 	<p>Causal Conjunctions and Adverbials Differentiated Activity Sheets</p> 	
		<p>UKS2 Uplevelling Sentences Activity Sheets</p> 	<p>Using Brackets for Parenthesis Brackets Punctuation PowerPoint Quiz</p> 	<p>Year 6 SPaG Retrieval Working Memory Challenge Grid: Standard English &amp; Formality</p> 		



Summer 2						
	Week 1	Week 2	Week 3	Week 4	Week 5	Week 6
Teaching, Revision & Consolidation Resources		UKS2 Editing Station Display Pack 		Year 6 Letter Writing: Formal Model/Example Text 		
				WAGOLL Formal Letter Writing Sample 